


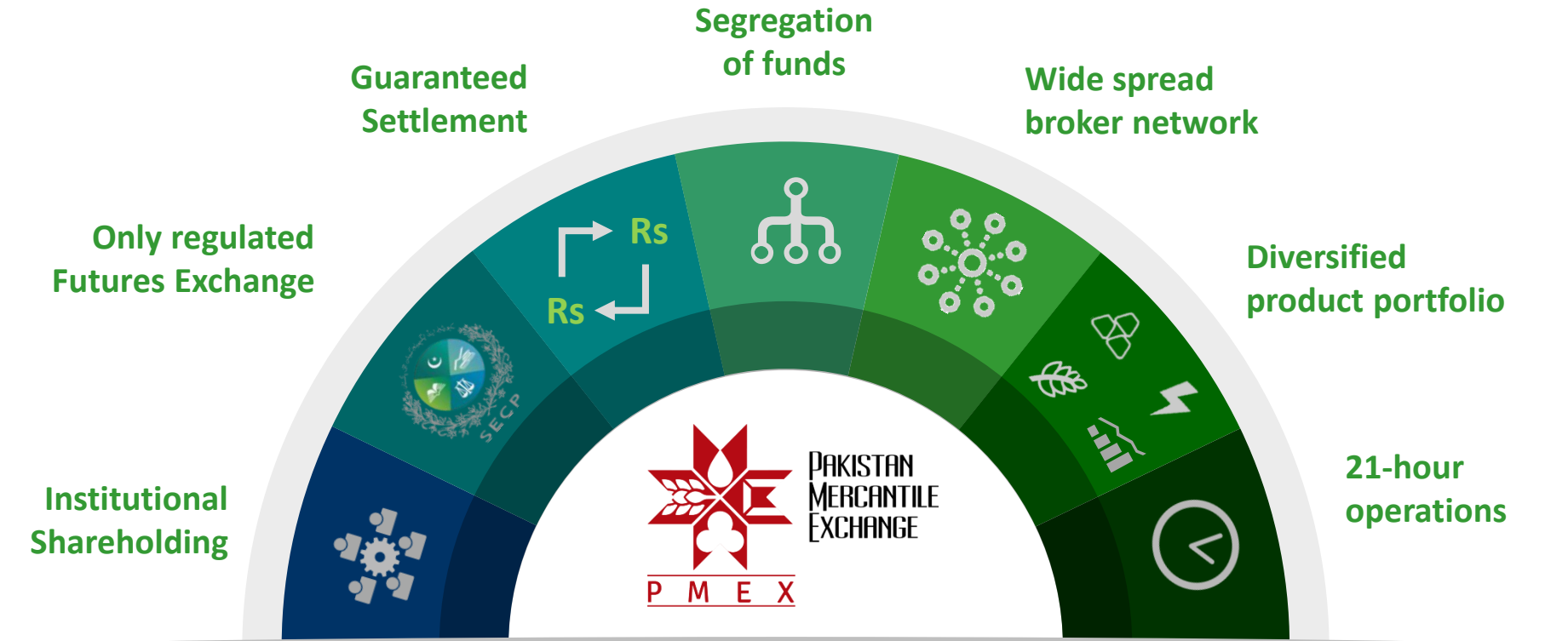
Pakistan Mercantile

Your Futures Exchange, The Exchange of



Pakistan Mercantile Exchange (PMEX)

PMEX at a Glance



PMEX's Shareholders



34%

28%



7%



3%

18%

7%

3%

PMEX Regulatory Frame Work



Primary Legislation

- Futures Market Act 2016
- Futures Exchanges (Licensing & Operations) Regulations 2017
- Futures Brokers (Licensing & Operations Regulations) 2018



Secondary Legislation

- PMEX Regulations 2007
- Shariah Compliant Trading Platform Regulation

PMEX Functionalities

3 functions combined in 1



PAKISTAN
MERCANTILE
EXCHANGE



PAKISTAN
STOCK EXCHANGE
LIMITED



National Clearing
Company of
Pakistan Limited

Trading

Clearing

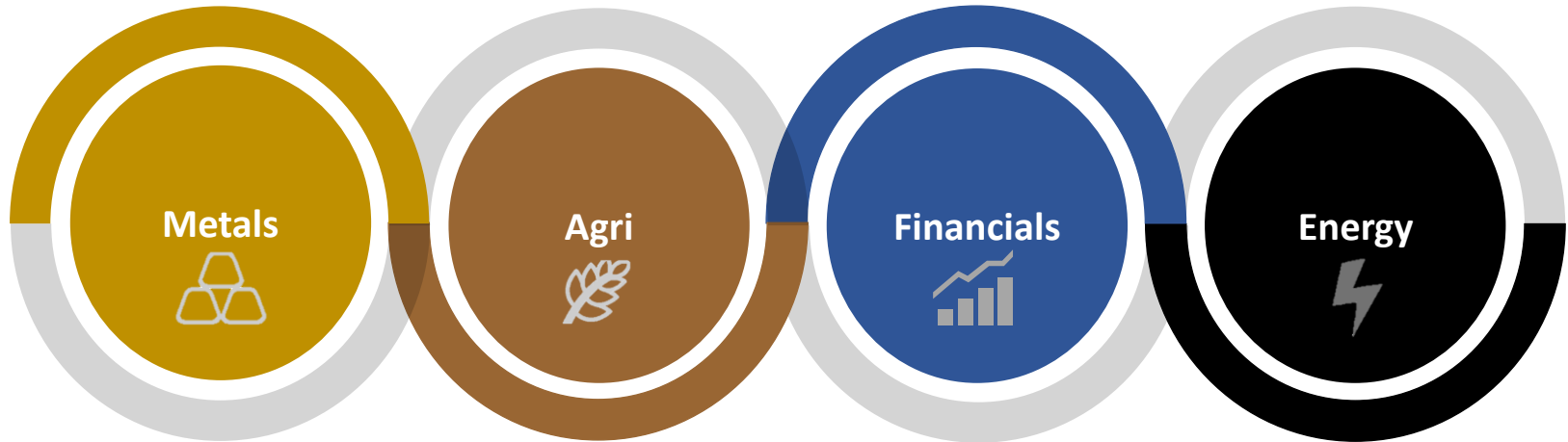
Depository

PMEX Product Suite

Markets Served by PMEX



Cash Settled Product Suite



Gold



Silver



Platinum



Copper



Palladium



Cotton



Corn



Wheat



Soybean



Indices



Currencies



Oil

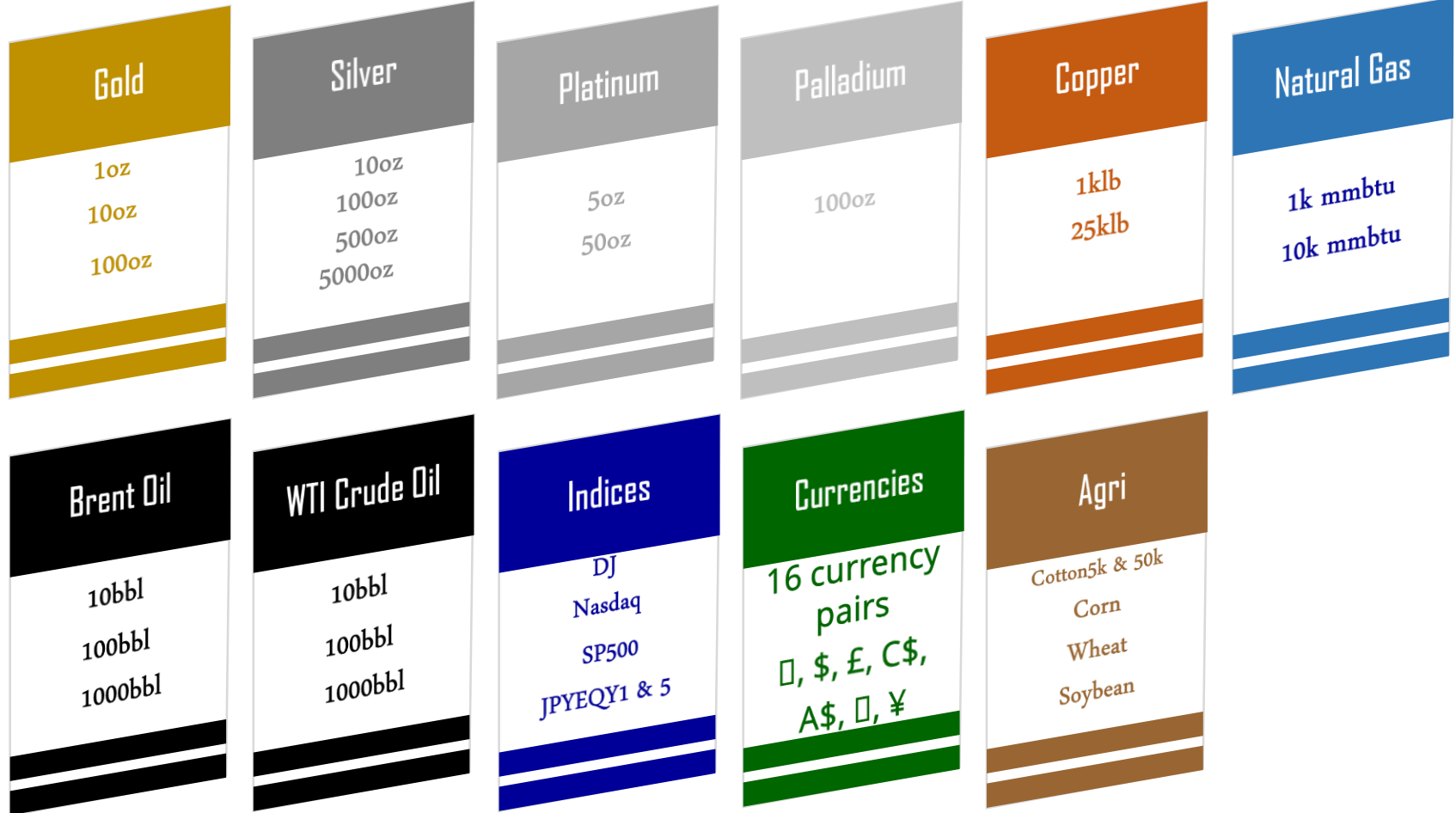


Natural Gas

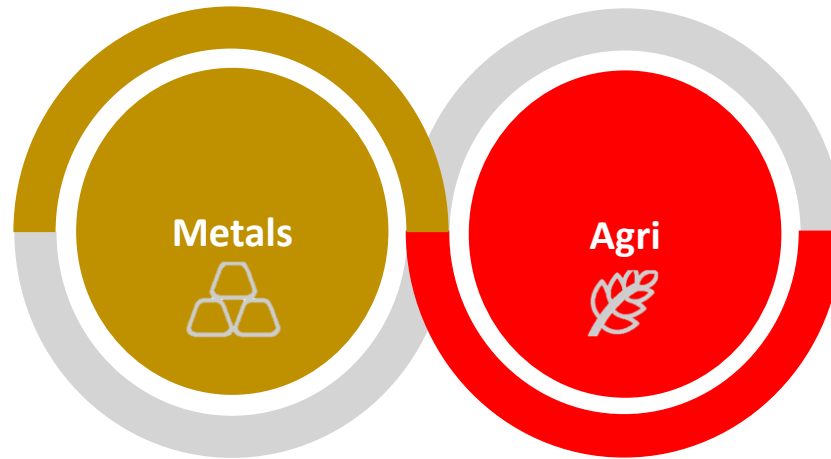


Cash Settled Futures (CSF) Contracts

46 contracts available



Physical Deliverable Products Suite



Gold



Red Chilli



PMEX - Trading Statistics

Record Volume



PMEX Records Highest Ever Daily Trading Volume (August 7, 2019)

Value: PKR 105.619 Billion | Lots: 91,533



Record Volume



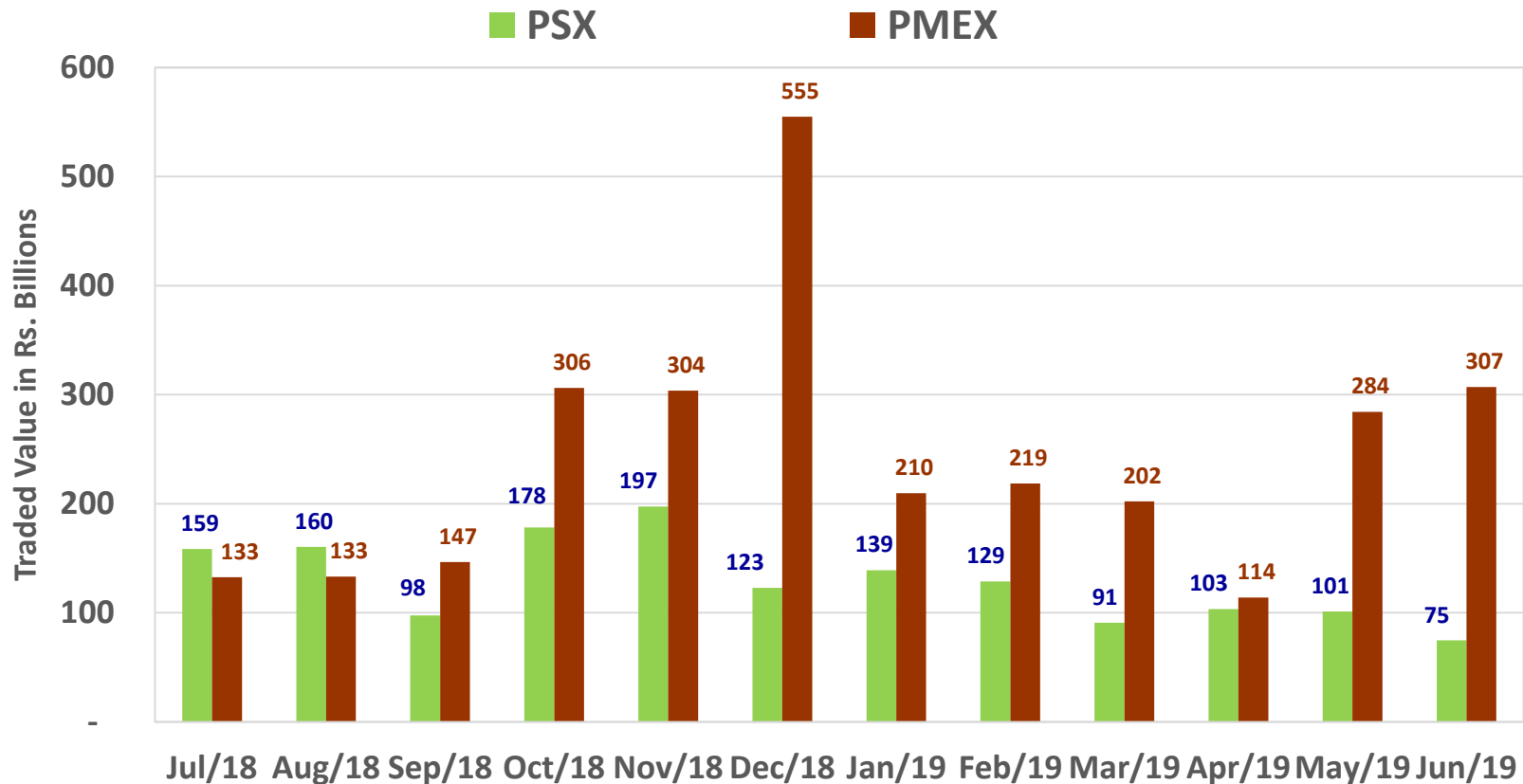
PKR 555 Billion
Record **Highest**
Monthly Trading Volume
in
December **2018**

Trading Statistics

Volume Leaders
Gold, Oil, Indices & FX

Average Trade Volume
PKR 10.85 billion / Day*

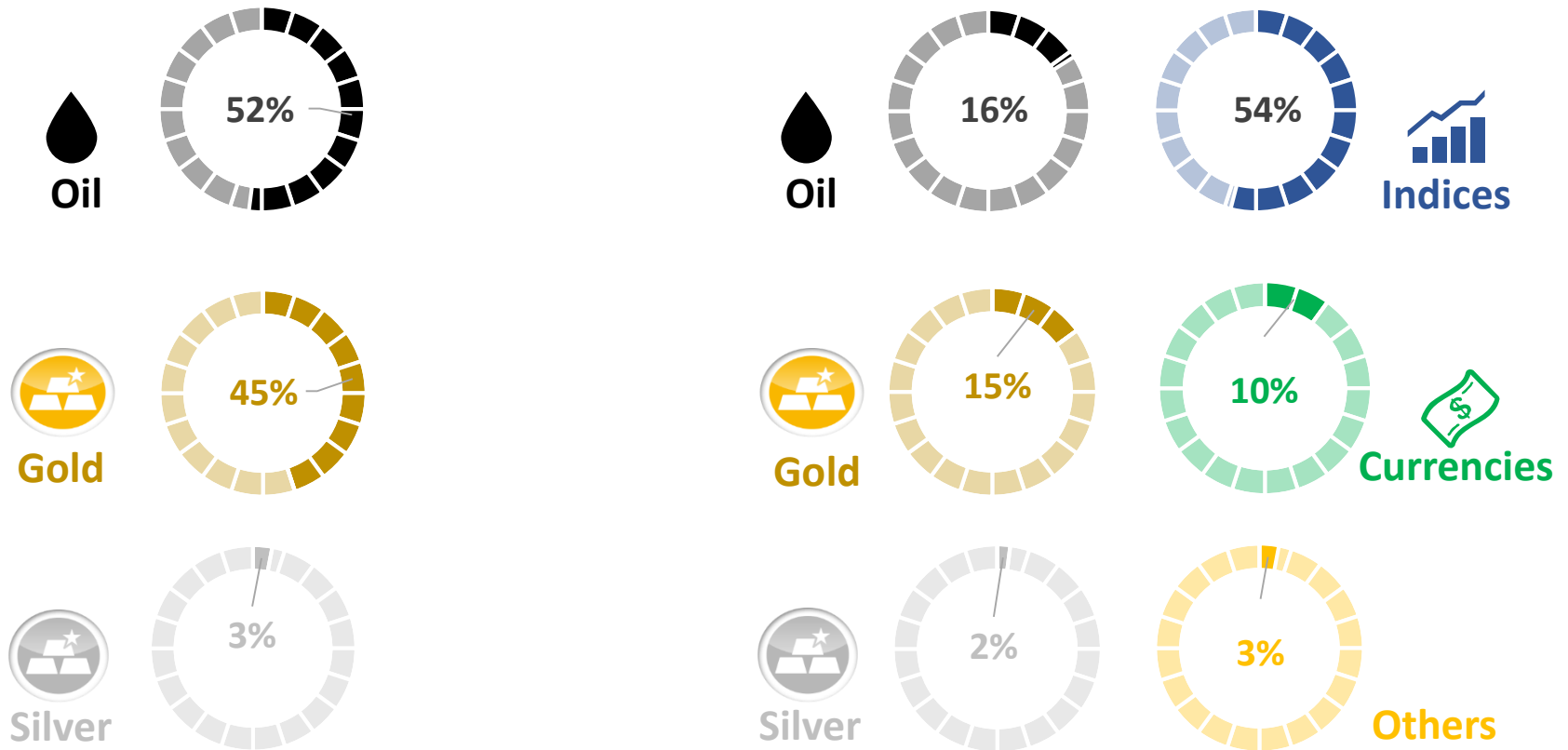
Average Traded Lots
19,562 / Day*
* FY 2019



Commodity Contribution in Traded Value

2014

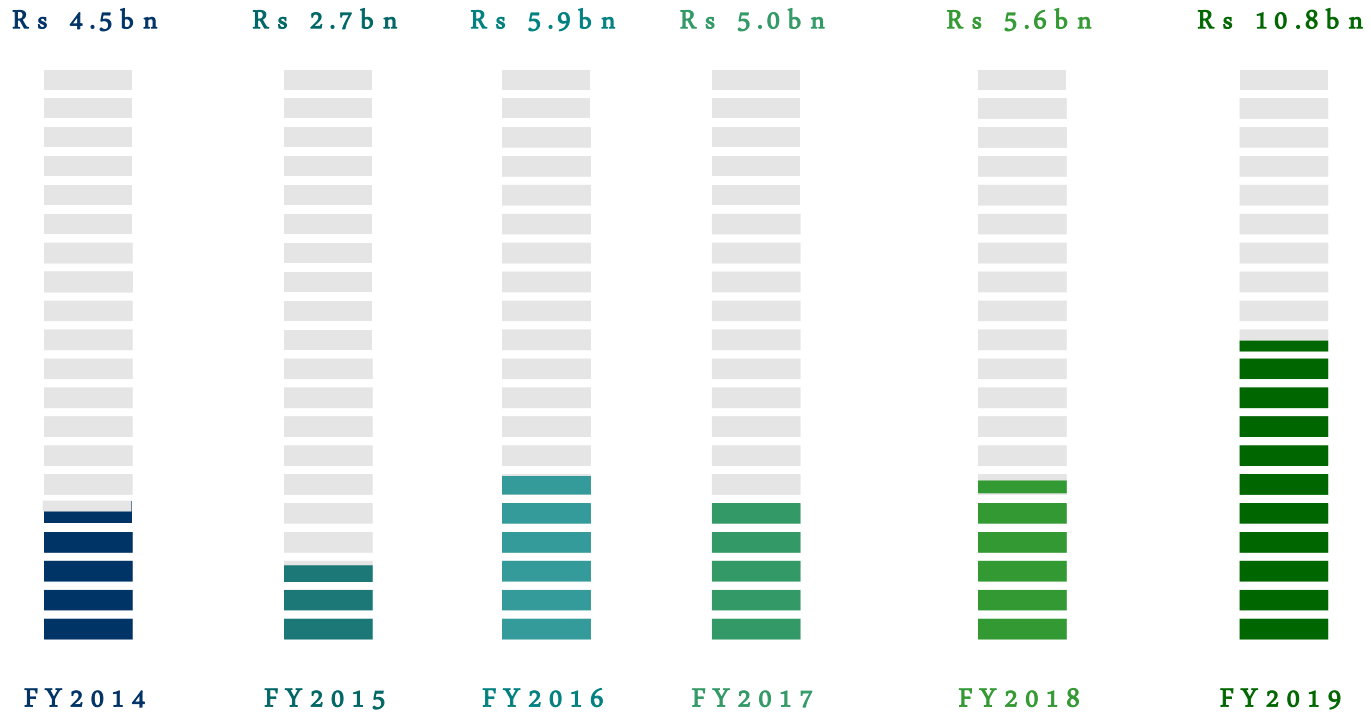
2019



Average Daily Traded Value

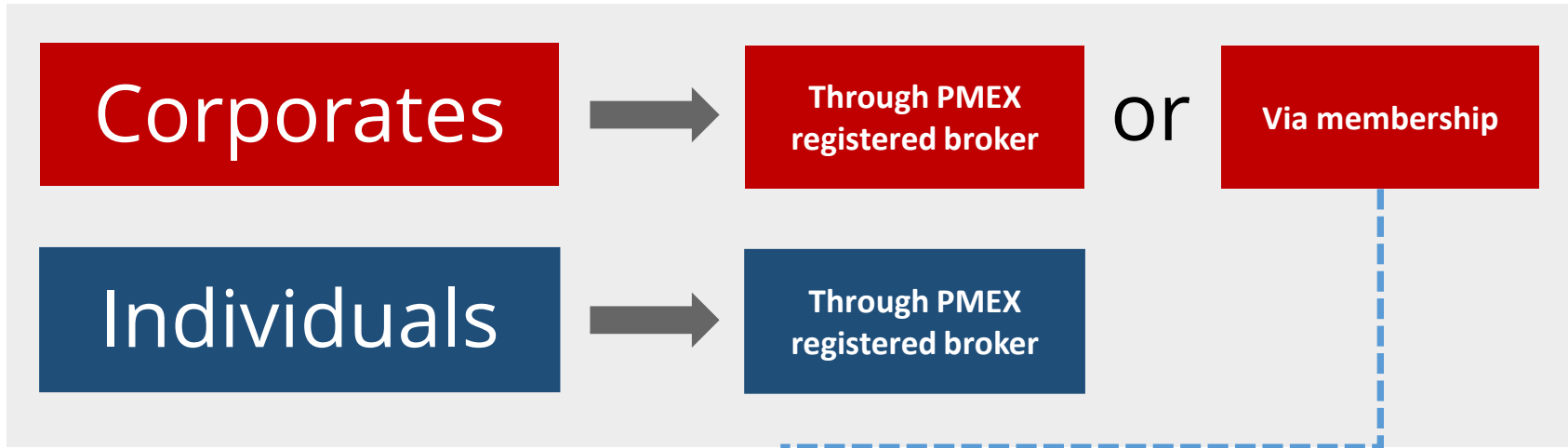
2014

2019

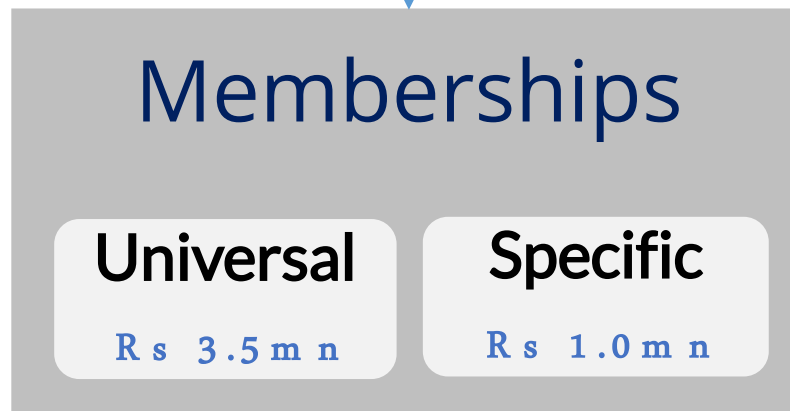


Trading @ PMEX

How to trade at PMEX



Universal Membership gives you the **right** to open trading accounts for clients and facilitate trades in **all commodities** offered at **PMEX** for client & proprietary trading



Specific Membership gives you the **right** to open trading accounts for clients and facilitate trades in **a specific commodity** offered at **PMEX** for client & proprietary trading

Spreads at PMEX

| Commodity | Spreads * |
|---------------|---------------------|
| Gold | USD 0.30 per oz |
| Silver | USD 0.021 per oz |
| Platinum | USD 0.90 per oz |
| Palladium | USD 2.50 per oz |
| Copper | USD 0.0035 per lb |
| Brent Oil | USD 0.07 per bbl |
| WTI Crude Oil | USD 0.04 per bbl |
| Natural Gas | USD 0.005 per mmbtu |
| DJ | USD 8 |
| SP500 | USD 2.25 |
| NSDQ100 | USD 2.5 |
| JPYEQTY | USD 30 |

*Spreads are subject to change

| Currencies | Spreads * |
|------------|-----------|
| EURUSD | \$0.0010 |
| GBPUSD | \$0.0007 |
| USDJPY | ¥0.079 |
| AUDUSD | \$0.0011 |
| USDCAD | C\$0.0011 |
| USDCHF | ₹0.0021 |
| EURGBP | £0.0013 |
| EURJPY | ¥0.037 |
| GBPJPY | ¥0.077 |
| CHFJPY | ¥0.108 |
| AUDJPY | ¥0.115 |
| EURCAD | C\$0.0017 |
| EURAUD | A\$0.0022 |
| EURCHF | ₹0.0015 |
| GBPCHF | ₹0.0022 |
| AUDCAD | C\$0.0018 |

*Spreads are subject to change

Volumes / Fees Contract-wise in FY2019

Volume (Lots)

| | |
|---------|---------|
| 1 o z | 443,036 |
| 10 o z | 113,184 |
| 100 o z | 9,401 |

| | |
|----------|--------|
| 10 o z | 97,485 |
| 100 o z | 37,632 |
| 500 o z | 27,372 |
| 5000 o z | 1,013 |

| | |
|--------|--------|
| 5 o z | 86,956 |
| 50 o z | 3,397 |

| | |
|---------|--------|
| 1 k lb | 20,175 |
| 25 k lb | 868 |

| | |
|---------|-----|
| 100 o z | 154 |
|---------|-----|



Silver



Platinum



Copper



Palladium



Fees (Rs. Per Lot)

| | |
|---------|------------|
| 1 o z | Rs. 33.30 |
| 10 o z | Rs. 221.25 |
| 100 o z | Rs. 771.25 |

| | |
|----------|------------|
| 10 o z | Rs. 11.1 |
| 100 o z | Rs. 38.85 |
| 500 o z | Rs. 83.25 |
| 5000 o z | Rs. 496.25 |

| | |
|--------|------------|
| 5 o z | Rs. 83.25 |
| 50 o z | Rs. 441.25 |

| | |
|---------|------------|
| 1 k lb | Rs. 55.5 |
| 25 k lb | Rs. 661.25 |

| | |
|---------|------------|
| 100 o z | Rs. 771.25 |
|---------|------------|

Volumes / Fees Contract-wise in FY2019

Volume (Lots)

| | |
|----------|--------|
| 10 bbl | 31,893 |
| 100 bbl | 2,383 |
| 1000 bbl | 239 |

Brent Crude



Fees (Rs. Per Lot)

| | |
|----------|------------|
| 10 bbl | Rs. 22.2 |
| 100 bbl | Rs. 111 |
| 1000 bbl | Rs. 771.25 |

| | |
|----------|--------|
| 10 bbl | 97,485 |
| 100 bbl | 37,632 |
| 1000 bbl | 27,372 |

WTI Crude



| | |
|----------|------------|
| 10 bbl | Rs. 22.2 |
| 100 bbl | Rs. 111 |
| 1000 bbl | Rs. 771.25 |

| | |
|---------------|--------|
| 1k m m b t u | 86,956 |
| 10k m m b t u | 3,397 |

N. Gas



| | |
|---------------|------------|
| 1k m m b t u | Rs. 83.25 |
| 10k m m b t u | Rs. 441.25 |

| | |
|----------|-----------|
| DJ | 56,693 |
| NSDQ100 | 1,389,636 |
| SP500 | 91,669 |
| JPYEQTY1 | 98 |
| JPYEQTY5 | 2 |

Indices



| | |
|----------|------------|
| DJ | Rs. 133.20 |
| NSDQ100 | Rs. 33.30 |
| SP500 | Rs. 16.65 |
| JPYEQTY1 | Rs. 166.25 |
| JPYEQTY5 | Rs. 771.25 |

Volumes / Fees Contract-wise in FY2019

Volume (Lots)

| | |
|--------|--------|
| AUDCAD | 2,960 |
| AUDJPY | 1,306 |
| AUDUSD | 5,852 |
| CHFJPY | 1,529 |
| EURAUD | 3,568 |
| EURCAD | 857 |
| EURCHF | 391 |
| EURGBP | 5,010 |
| EURJPY | 6,203 |
| EURUSD | 39,516 |
| GBPCHF | 1,983 |
| GBPJPY | 25,083 |
| GBPUSD | 46,497 |
| USDCAD | 11,503 |
| USDCHF | 5,832 |
| USDJPY | 23,282 |

Fees (Rs. Per Lot)

| | |
|--------|------------|
| AUDCAD | Rs. 138.75 |
| AUDJPY | Rs. 138.75 |
| AUDUSD | Rs. 138.75 |
| CHFJPY | Rs. 138.75 |
| EURAUD | Rs. 138.75 |
| EURCAD | Rs. 138.75 |
| EURCHF | Rs. 138.75 |
| EURGBP | Rs. 138.75 |
| EURJPY | Rs. 138.75 |
| EURUSD | Rs. 138.75 |
| GBPCHF | Rs. 138.75 |
| GBPJPY | Rs. 138.75 |
| GBPUSD | Rs. 138.75 |
| USDCAD | Rs. 138.75 |
| USDCHF | Rs. 138.75 |
| USDJPY | Rs. 138.75 |



Volumes / Fees Contract-wise in FY2019

Volume (Lots)

Fees (Rs. Per Lot)

Cotton

| | |
|--------|-------|
| 5k lb | 2,905 |
| 50k lb | 247 |



| | |
|--------|------------|
| 5k lb | Rs. 55.5 |
| 50k lb | Rs. 551.25 |

Soybean

| | |
|---------|---|
| Soybean | 2 |
|---------|---|



| | |
|---------|------------|
| Soybean | Rs. 441.25 |
|---------|------------|

Wheat

| | |
|-------|-----|
| Wheat | 251 |
|-------|-----|



| | |
|-------|------------|
| Wheat | Rs. 386.25 |
|-------|------------|

Corn

| | |
|------|----|
| Corn | 37 |
|------|----|



| | |
|------|------------|
| Corn | Rs. 386.25 |
|------|------------|

Thank
You

